

DS-3WF03C-5AC/O V3 Wireless Bridge



The wireless bridge can be applied in industries, such as wireless video security, railway, transportation, power and other industries, wireless video/data transmission, wireless coverage, carrier wireless backbone network construction, Wi-Fi wireless coverage, rural information construction, and wireless network coverage. The long-distance transmission of the device can guarantee multi-channel HD video transmission.

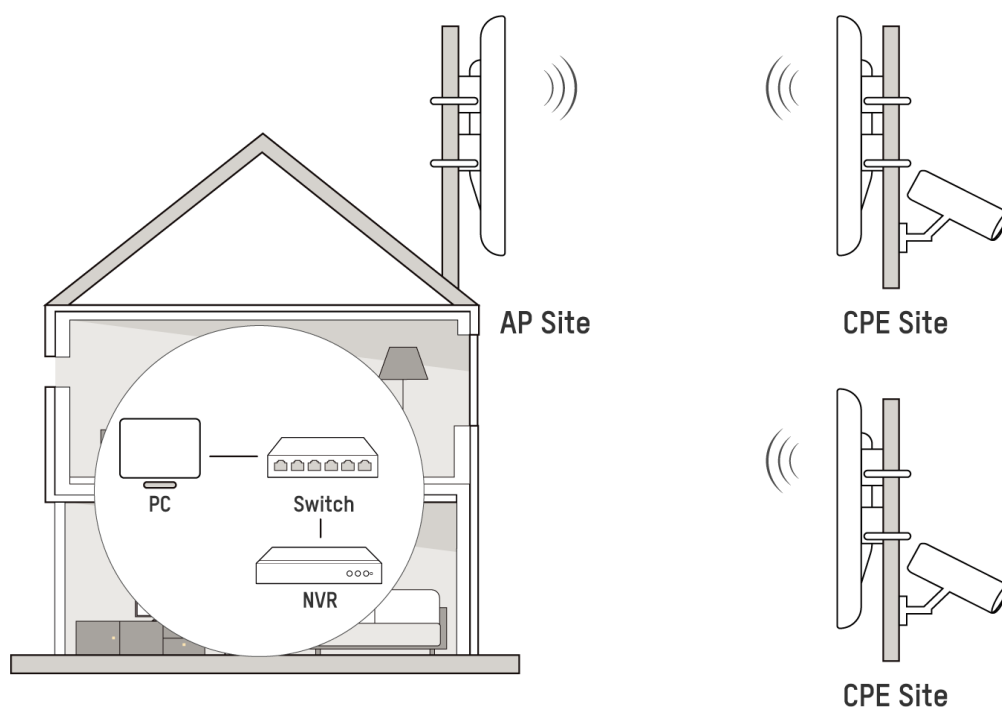
- All gigabit LAN ports.
- TDMA supported.
- Quick match through DIP switch.
- Visualized topology management.
- Up to 15 km wireless transmission distance.

▪ Specification

Wireless Parameter	
Max. Transmission Rate of Air Interface	≤ 867 Mbps
Wireless Standard	IEEE 802.11/a/n/ac
Working Frequency Band	5150 MHz ~ 5250 MHz, 5250 MHz~ 5350 MHz, 5470 MHz~ 5725 MHz, 5725 MHz~ 5850 MHz
Transmitting Power	22dBm
Receiving Sensitivity	-60±2 dBm@AC80-MCS9, -86±2dBm@AC80-MCS0
Antenna Gain	12 dBi
Antenna Angle	(H) Beamwidth [3 dB] 35° (V) Beamwidth [3 dB] 35°
Throughput Rate	Point to point: Support up to 4-ch IPC (2MP) in Max. 15 KM distance and Max. 20 Mbps bandwidth; Point to point: Support up to 40-ch IPC (2MP) in Max. 5 KM distance and Max. 200 Mbps bandwidth;; Point to multi-point: Support up to 16-ch IPC (2MP) in Max. 5 KM distance and Max. 80 Mbps bandwidth within 35°, Max. 1 to 8 PTMP connection
Hardware Parameter	
Network Interface	2 × 1000 Mbps RJ45 ports
LED Indicator	Power indicator, LAN indicator, Signal intensity indicator
Reset	Hardware resetting button
Power Supply	12-24 VDC/1 A Passive PoE
Software Function	
Application Function	TDMA, DFS, TPC, IFM, IPM
Channel Width	20/40/80 MHz
Channel Selection	Auto/manual selection
Network Protocol	NTP (network time synchronization), SADP (auto search for IP address), HTTPS (web management), SSH (debugging)
Security Mode	WPA2-PSK
Security Mechanism	Wireless network name hidden
Management Method	Web, HCP
Upgrade	Web, iVMS-4200
System Log	Syslog, Control center information
General	
Product Dimensions (W × H × D)	92 mm × 58 mm × 187 mm (3.62" × 2.28" × 7.36")
Package Dimensions (W × H × D)	132 mm × 228 mm × 91 mm (5.19" × 8.97" × 3.58")
Net Weight	0.307 kg (0.677 lb)
Gross Weight	0.807 kg (1.779 lb)
Packing List	Wireless Bridge × 1, Power Adapter (12 VDC, 1 A) × 1, Binding Tape × 2, Quick Start Guide × 1
Packing Method	Single unit packing
Working Temperature	-30 °C to 70 °C (-22 °F to 158 °F)
Working Humidity	5% to 95% (no condensation)
Storage Temperature	-40 °C to 85 °C (-40 °F to 185 °F)
Storage Humidity	5% to 95% (no condensation)
Installation Mode	Pole Mounting

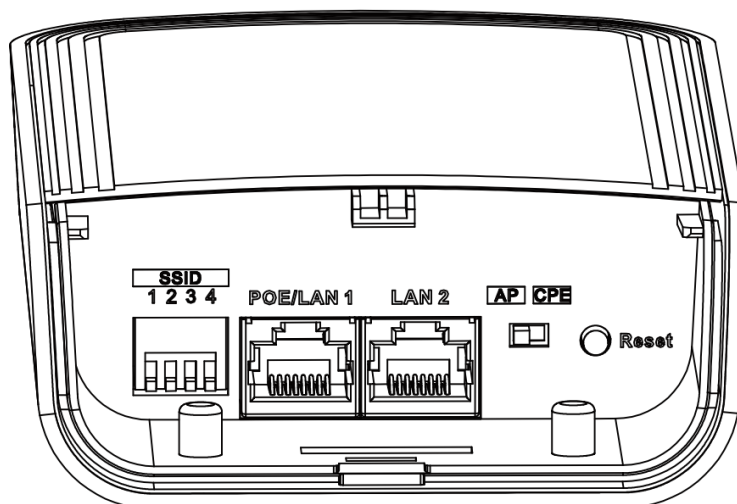
Ingress Protection	IP55
Power Consumption	3 W for typical (1-ch 2MP IPC), Max. 7.5 W
Approval	
EMC	CE-EMC (EN 55032: 2015+A11: 2020, EN IEC 61000-3-2: 2019, EN 61000-3-3: 2013+A1: 2019, EN 50130-4: 2011+A1: 2014, EN 55035: 2017+A11: 2020), IC (ICES-003: Issue 7:2020), RCM (AS/NZS CISPR 32: 2015)
Safety	UL (UL 60950-1), CB (AMD1:2009, AMD2:2013, IEC 62368-1: 2014 (Second Edition), CE-LVD (EN 62368-1: 2014+A11: 2017)
Chemistry	CE-RoHS (2011/65/EU), WEEE (2012/19/EU), Reach (Regulation (EC) No.1907/2006)
Radio	EN 301 893, EN 300 440, EN 62311, EN 301 489-3, EN 301 489-17, FCC Part 15.247

▪ Typical Application



▪ Physical Interface

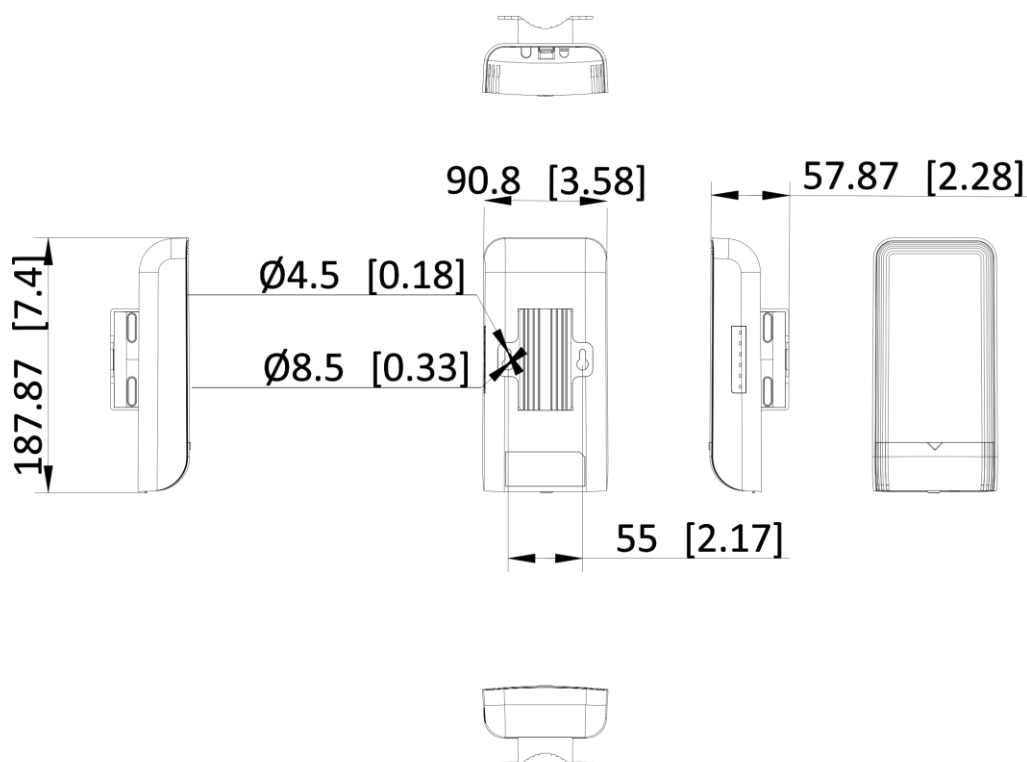
Interface/Button	Description
CPE/AP DIP Switch	Switch up or down to set the device as AP or CPE.
SSID	4-character SSID to realize 16 kinds of matching ways by switching up or down. The CPE will connect to the AP when its SSID matches the AP's.
PoE/LAN1	The 10/100/1000 Mbps adaptive RJ45 port, also can be used as a PoE port.
LAN2	The 10/100/1000 Mbps adaptive RJ45 port.
Reset	Long press for 4 sec to restore to factory settings.



▪ **Available Model**

DS-3WF03C-5AC/O V3

▪ **Dimension**



Unit: mm [inch]

Headquarters

No.555 Qianmo Road, Binjiang District,
Hangzhou 310051, China
T +86-571-8807-5998
www.hikvision.com



Follow us on social media to get the latest product and solution information.

